

#23313

Fashion FACES


by Fashion Plates®

Design Guide

Tips & Tricks Inside

How to Use Fashion Faces™

1



Place design plates in the tablet

Place a piece of design paper on top of the plates. Align the paper with the stoppers at the top edge of the tablet so it doesn't get smashed within the frame hinge. Close the tablet frame.

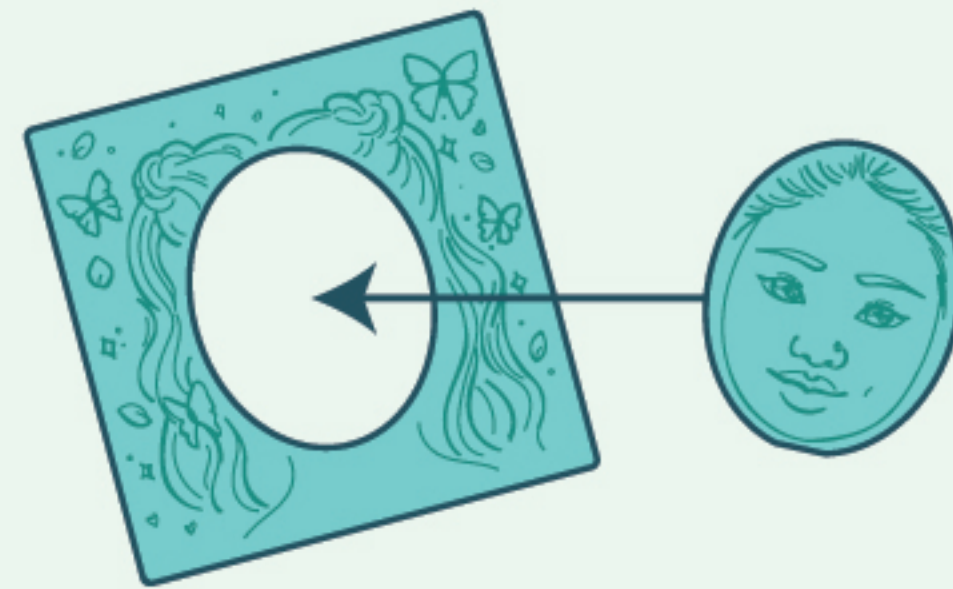


3




Use the rubbing crayon to rub your design

Choose plates for your Fashion Faces design. Lift the frame and place the outer plate onto the tablet followed by the face plate.



The face plate fits into the center of the outer plate!

2



Add design paper and close the tablet

Hold the frame in place with one hand and use the rubbing crayon in the crayon holder to rub back and forth over the paper. This creates the face and hair for your fabulous design!

Be sure to rub the whole design before opening the frame or moving the paper. You may need to rub over some areas more than once. Try rubbing diagonally to fill in any missed areas.

Coloring and Decorating Tips

Use the pencil crayons to color your design. You can use the design stencil to trace and color an assortment of eyeliner, eyebrow, and makeup shapes. Add stickers to complete your look!

- Blend colors together like you would colored pencils.



- Pencil crayons are bright and opaque on dark paper.



- Sharpen with a pencil or crayon sharpener* for creating fine details with the design stencil! Flip the stencil to draw your shape facing the other way.



- Decorate your design with stickers. Try adding hair accessories to complete your look!



Color endless fabulous design combinations!

*pencil sharpener not included

More on the back!

Fabulous Design Ideas!




Express your unique design style!



Stencil around your design to create a border.



Choose a simple color theme to match stickers OR be bold and fearless!



Decorate your design with over 200 included stickers!

Find more PlayMonster activities at:
playmonster.com

If you have questions, please contact us.
playmonster.com/contact-us
800-524-4263 | Weekdays 8am to 5pm CST



© 2022 PlayMonster Group LLC, 1400 E. Inman Pkwy., Beloit, WI 53511 USA. MADE IN CHINA. All rights reserved. **Fashion Faces™**, **Fashion Plates®** and **See Yourself in the Faces of Fashion Faces!™** are trademarks of PlayMonster Group LLC. Parts and colors may vary from those shown. Product duplication for illustration purposes only.

Instruction sheet must be retained since it contains important information.